

Adult & Youth Classroom Seating Scenarios

Typical vs. Personal Distance Spacing

The following pages represent possible church classroom scenarios for groups/classes of adults and youth (middle school and high school). The first two examples are at the typical space recommendation of 15 square feet per person. The third and fourth scenarios consider the social/personal distancing recommendation of maintaining at least six feet of between individuals. Because classroom size and configurations vary widely, these pages are only illustrative of what churches will need to consider, and not recommendations for how your classrooms should be arranged.

For additional resources related to ministry through and beyond the COVID-19 crisis please visit txb.org.

Please contact one of our **Discipleship** staff for help related to your Sunday School and discipleship ministries, including

- volunteer and staff leadership development
- ministry design and alignment
- networking opportunities, and
- personal ministry support

Diane Lane, Specialist for Childhood Discipleship, 214-828-5287, diane.lane@txb.org

Jane Wilson, Specialist for Youth Discipleship, 214-828-5215, jane.wilson@txb.org

David Adams, Director and Specialist for Adult Discipleship, 214-828-5253, david.adams@txb.org

Please contact our **Church Architecture** staff for help related to optimizing your current space, master planning, or the building process for your church. **Keith Crouch**, AIA, Director of Church Architecture, 214-828-5127, keith.crouch@txb.org.






Typical Spacing

15 Square Ft/Person

300 square foot classroom = 20 people

Approximate scale .5" = 1'



20'

15'

